


DISCIPLESHIP

AT FBC SKIATOOK



DGroup FAQs & Tips

WHAT ARE DGROUPS?

D Groups are yearlong discipleship groups made up of 3-5 people of the same gender. They are committed to grow by reading the Bible together. They are led with the goal of each member leading a group of their own the following year.

HOW OFTEN DO D GROUPS MEET?

D Groups meet weekly. It's best to meet at the same time each week, but schedules might need to be flexible during different seasons. You might even need to cancel occasionally. It's better to plan to meet weekly and miss occasionally than to plan to meet occasionally and still be forced to cancel at times.

CAN YOU PUT ME IN SOMEONE'S D GROUP?

We would love for you to find a D Group to join, but the church doesn't organize D Groups. These groups form organically, springing from relationships you already have.

WHERE DO D GROUPS MEET?

D Groups have no set space to meet. Some people meet in homes, restaurants, and offices. It's up to each D Group to find a space that works best for them. Some space may be available at the church, but it's dependent on the church's calendar.



Scan the QR Code above to visit our resource page for Discipleship at FBC.

-Digital Booklet

-Register your DGroup

-Resources & Videos

fbcskiatook.com/discipleship/

DGroup FAQs & Tips

REMEMBER THAT REPLICATION OF YOUR GROUP IS THE GOAL.

Don't wait until the last 4 weeks to start talking about your group members being group leaders next year. Make it clear from the start that the goal is for them to be able to lead out in their own group. Encourage them that they might not feel ready to lead right now, but they are growing towards that direction.

MODEL AUTHENTICITY

You are calling your group to follow Jesus like you are following Jesus, but you aren't him. We all fail, and your group should know when you miss the mark. Don't be afraid to share how you are growing along with them. As the leader, you are setting the tone of your meetings. Your group won't want to admit they are struggling if they think you never do.

EXPECT CHANGE AND LEAD THROUGH IT.

Your group is dynamic. The way you interact will shift constantly over the year that you're meeting with them. Don't get discouraged if you feel out of sync. Make sure to take time to acknowledge where your group is and where you'd like them to be. You're the one who should set the tone for your group. Interactions outside of class will help your group grow together.

DON'T FEED THEM FISH. TEACH THEM TO FISH.

You don't have to be the Bible expert in your group. It's more important that you lead your group to find the answer to their questions than for you to simply give them one. You are preparing them to lead their own replicating group next year. You won't be with them to walk through their own meetings next year, but they will have the skills you help them develop.

How To Use This Guide

YOU ARE ABOUT TO ENTER AN EXCITING SEASON OF ACCELERATED SPIRITUAL TRANSFORMATION.

The Discipleship Group environment encourages us to engage with God's Word and His people in a way that most of us never have before. As His Spirit works in our lives, it creates a passion to help others experience the same thing. The Discipleship Group Starter Guide is an interactive booklet that introduces each element of the group and helps your group start strong. We would encourage each member of the group to have a booklet and use it to guide you through the first few weeks of meetings. This resource will help your group have four important conversations:

WEEK 1 - SHARE YOUR STORY

Before you look forward, spend time getting to know the stories of those in your group. The trust and empathy you develop by hearing each other's stories will increase the impact this group will have on your life.

WEEK 2 - GOALS & EXPECTATIONS

In your second meeting, you will talk about your hope and expectations for the group. This booklet will give you a couple of simple exercises to help you set spiritual goals for the upcoming season.

WEEK 3 - INTRODUCING H.E.A.R. & T.A.P.P. JOURNALS & SCRIPTURE MEMORY

In the third week, you will begin to get into the rhythm of the four weekly disciplines. You will learn what a H.E.A.R. & T.A.P.P. Journal is and why Scripture Memory is so important.

WEEK 4 - INTRODUCING ACCOUNTABILITY & PRAYER

During the fourth week, you will continue your weekly rhythm through the disciplines while also introducing your second accountability question and explaining how you will pray for one another.

How To Form Your Discipleship Group

ARE YOU READY TO START A DISCIPLESHIP GROUP, BUT AREN'T SURE WHERE TO START AND WHO TO INVITE?

If your Discipleship Group isn't formed yet and you need help identifying and inviting people into your group, follow the steps below to form your Discipleship Group.

STEP 1

Identify who you will invite into your Discipleship Group through **PRAYER**. Think through your circles of influence. (Friends, neighbors, family, church, parents of kid's friends, co-workers, etc.)

- Jesus prayed all night before calling his 1st disciples.

STEP 2

Invite each of them into your Discipleship Group (D-Group). Ask them to join you in a mutual journey toward maturity in Jesus.

STEP 3

Set when your first meeting will be and when and where you will meet for the upcoming season.

Once you have the 3-5 people in your Discipleship Group committed and you know your start date, give everyone a Starter Guide and have each person complete page 7 before your first meeting.

Before Your First Meeting

Hinge Moments

One of the most powerful things God gives each person is their story. Your story is unique to you, and when you leverage your story, it can be a tremendous blessing to you and those around you.

The problem is that though every person has a unique story, few have slowed down to see how God has been active in the high points and hard times. God has been writing a story in your life; the question is if you will connect your story to God's mission.

In order to do that, every believer must be able to articulate how God's story (the Gospel) has changed their story. Before your first Discipleship Group meeting, take time to reflect on the questions below and complete the exercise on page 7.

In the first section, identify Hinge Moments in your life. A Hinge Moment is an experience or season of time that has changed the trajectory of your life. Write down 10 "High Points" (times of success or joy) that you can think of throughout your life. Then, write 10 "Hard Times" (times of failure or grief) that you can think of throughout your life.

HINGE MOMENT REFLECTION QUESTIONS

1. What are my truly formative experiences in life—that is, what has made a lasting impact?
2. Is there any common thread to my experiences?
3. Why do I do what I do vocationally? Did one person or event significantly determine this?
4. Who are my most meaningful friends?
5. Who taught me how to live? How am I learning to live like Christ?
6. How has God's grace been revealed in my life?
7. How does my unique story bring God glory?
8. What would my life be like without God?
9. What may God be preparing me to do in my life?

HINGE MOMENTS LONG LIST

TOP 10 HIGH POINTS

TOP 10 HARD TIMES

Once you have listed these moments in your life, star the six most significant "Hinge Moments" (high or hard) for your life.

TOP 6 HINGE MOMENTS

Now that you have your six "Hinge Moments," place them in chronological order in the boxes below.

1

2

3

4

5

6

1. Think on each of these moments. Why did you choose these six? What impact did they have on your life?

2. As you look at your story, how have you seen God active in the high points and hard times?

3. What is the biggest thing you have learned from this exercise?

Week 1

Share Your Story

WELCOME TO WEEK 1 OF
OUR D-GROUP!

This week is all about getting to know one another's story. As each person shares, listen for how God has been at work in their story and what you are excited to learn from them in the season ahead.

SHARE YOUR HINGE MOMENTS

Once your group is settled in, transition to sharing your Hinge Moments. Before the group starts sharing, identify how much time each person has to share. You want to be sensitive both to the person that is sharing and that the entire group gets to share.

Have each member share their top six Hinge Moments of their life and explain why they chose those times. What impact did each of those moments have on their life? If there is still time to share, have each member share what they learned from the exercise.

Either at the end of each person's story or after everyone has shared, take time to pray over each Discipleship Group member.

Week 2

Goals & Expectations

WELCOME TO WEEK 2 OF
OUR D-GROUP!

For today's meeting we will discuss where we are going as a Discipleship Group, how we will get there, and what we will expect from each other. Get ready for the amazing months ahead!

DISCUSSION QUESTIONS

As you get started, have each person answer the two questions below.

1. "Why did you join our Discipleship Group?"
2. "What do you hope you get out of our time together?"

WHERE ARE WE GOING?

Discipleship Groups foster a season of accelerated spiritual transformation. It is a highly relational and committed group of believers that are calling each other to look more like Jesus.

Over the next season, this group is committing to help each other look more like Jesus in five ways. We call it the M.A.R.C.S. of a disciple.

WHAT WILL HAPPEN?

As we allow the Word of God to work in our lives we will see its impact through five areas known as the MARCS of a Disciple.

In the boxes below, rate between 1-5 how well would each of these sentences describe your life today.

(1 - This doesn't describe me at all;
5 - this definitely describes me.)

M MISSIONAL

I am regularly praying for and investing in relationships with those who don't have an active relationship with Jesus.

A ACCOUNTABLE

I am consistently sharing with other believers about any and all struggles in my life.

R REPRODUCIBLE

I am looking for opportunities to invest in other believers to help them grow in their faith.

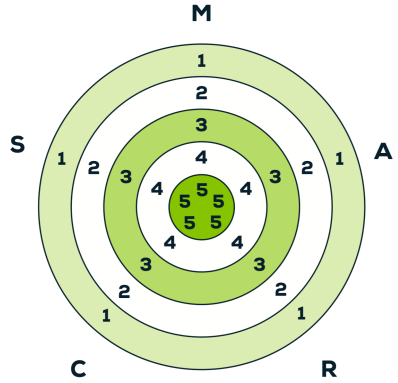
C COMMUNAL

I am regularly engaging in meaningful community with other believers.

S SCRIPTURAL

I am experiencing intimacy with Jesus through consistent time reading, meditating, and obeying God's Word.

On the target below, circle the number you chose for each of the M.A.R.C.S. When finished, discuss as a group.



1. Which of the traits is closest to the bullseye? Why did you give it the score you did?

2. Which of the traits is furthest from the bullseye? Why did you give it the score you did?

3. When the Discipleship Group is over, what do you hope your target looks like?

HOW WILL WE GET THERE?






Read 1 TIMOTHY 4:7-8

During the upcoming season, we will “train in godliness” by focusing on four weekly disciplines and growing in our FBC Core Values as disciples. When we meet as a group, our meeting time will work through each of these disciplines and remind ourselves of who we should become as a disciple of Jesus.

FOUR WEEKLY DISCIPLINES:

-  1. Bible Engagement
-  2. Scripture Memory
-  3. Accountability
-  4. Prayer

FBC CORE VALUES: WHO WE BECOME

-  1. Live Truth - Living out the Bible
-  2. Depend on God - Spirit-led Follower
-  3. Love God & Others - Intentional Neighbor
-  4. Make Disciples - Fruitful Reproducer
-  5. Prioritize God's Kingdom - Selfless Servant

REFLECTION QUESTIONS

1. Which of the four weekly disciplines are you currently doing best in?
2. Which do you need to grow the most in?

Below is a picture of how the MARCS of the Disciple & the four Weekly Disciplines work together. This picture shows where the group is going and how we will get there.



DISCIPLESHIP GROUP COVENANT

WHAT CAN WE EXPECT FROM EACH OTHER?

During the duration of this group, I will do my best to...

- Give myself fully to the Lord during this time as I anticipate a season of accelerated spiritual transformation.
- Commit to this group and consider how I may best spur others on in their relationship with Jesus.
- Meet weekly with my Discipleship Group (60-90 minutes). When unable, I will stay involved through sharing H.E.A.R. or T.A.P.P. Journals and prayer requests.
- Commit to the four weekly disciplines:
 - Bible Engagement
 - Scripture Memory
 - Accountability
 - Prayer
- Contribute to a group atmosphere of confidentiality, honesty, and transparency.
- Pray every week for the other members of my Discipleship Group and those in my life who don't know Jesus.
- Pray and look for others in my life who I can invite into a new Discipleship Group when the Lord leads me or when my current group decides to multiply.

NAME _____ DATE _____

NAME _____ DATE _____

NAME _____ DATE _____

NAME _____ DATE _____

NAME _____ DATE _____

Week 3



H.E.A.R. or T.A.P.P & Scripture Memory

OVER THE NEXT TWO WEEKS, YOUR GROUP WILL INTRODUCE EACH ELEMENT OF A NORMAL DISCIPLESHIP GROUP MEETING.

Once all the elements are introduced, you will follow a simple rhythm through the four weekly disciplines.

Today, we will introduce H.E.A.R. & T.A.P.P. Journals and scripture memory. Spend the entirety of your time reading and discussing pages 14-20.

Elements of Discipleship Meetings



Look Back : Accountability



Look Up: Scripture Memory



Look Up: Bible Reading & Journals - H.E.A.R. or T.A.P.P.



Look Forward: Prayer

Example of D Group Meeting Rhythm

LOOK BACK: 25 minutes

Spend some time catching up. If you want, you can be more structured in this time and have each person share their "high" & "low" of the week.

1. ACCOUNTABILITY: Look at your "LOOK FORWARD" notes from last week.

- *How have you been doing in your fight for holiness? What area have you been struggling?*
- *Are you loving others well? (Spouse, Kids, co-workers, etc)*
- *How have you obeyed what you have learned?*
- *How have you been praying for and investing in your ONE this week?*

Vision- Ask the group - *What is the vision for our D-Group?*

To be disciples who make disciples who make disciples that will bless the people of this church, this city, this state, this nation and the ends of the earth.

LOOK UP: 25 minutes

2. SCRIPTURE MEMORY:

After everyone quotes the week's memory verse, ask, *"As you reflected on this verse, what stood out to you?"* We want to store God's Word in our heart, not just be able to recite it.

3. BIBLE READING AND JOURNALS:

As you share H.E.A.R. or T.A.P. Journals, a great question to ask is,

- *Which of your Journals stood out the most to you this week and what are you doing about it?*
 - Focus on personal application.

LOOK FORWARD: 25 minutes

- *How will you be obedient to the Holy Spirit in the next week?*
- *Has the Holy Spirit placed someone on your heart that you can start meeting with?*
- *Who has the Holy Spirit placed on your heart with whom you should share your testimony or the Gospel?*

Practice (Never skip)

Practice what you have committed to do. For example, role- play a difficult conversation or facing a temptation.

- Practice teaching what God has been showing you. (*"Can I share with you what I read recently?"*)
- Practice sharing the Gospel. (*talk about how to transition the conversation to Jesus.*)

4. PRAYER:

Finish the time by having each person share something specific and personal that the group can pray for.

Pray for one another, for your "ONE," and for continued obedience to what God revealed in His Word this week.



What is a H.E.A.R. Journal?

A H.E.A.R. JOURNAL IS A SIMPLE WAY TO HELP YOU READ THE BIBLE WITH THE INTENTION OF APPLYING IT.

By asking four simple questions, you can understand and apply any passage. In addition, journaling is a great discipline because it helps you retain three times more of what you read.

Every week, each of us will share a H.E.A.R. Journal and discuss what we have heard from God's Word. There is not a set amount of H.E.A.R. Journals that you must do each week, but the goal with this discipline, as with all of the others, is to improve as time goes on. Consider how often you currently journal and do "+1" of that. So, if you have never journaled, just try to do a couple a week. If you journal occasionally, try to do three times a week. The hope is that as you get more comfortable with this discipline and experience its benefit, you will want to increase this number throughout the year. Take a look at the H.E.A.R. Journal example on the next page. As you read through your reading plan this week, create a H.E.A.R. Journal by using these four questions.

H (HIGHLIGHT)

What is a verse(s) that stood out to you in your reading?

E (EXPLAIN)

What is the author's intended meaning in the context of the passage?

A (APPLY)

What is the principle to live by today?

R (RESPOND)

How will I respond to the application in my relationships and/or situations this week? When the group gets together next week, you will share your H.E.A.R. Journal, and as a group discuss how to best use this method.

Sample H.E.A.R. Journal

Daily Reading: PHILIPPIANS 4

Date: JANUARY 10

H (HIGHLIGHT)

"I AM ABLE TO DO ALL THINGS THROUGH HIM WHO STRENGTHENS ME." PHILIPPIANS 4:13

E (EXPLAIN)

PAUL WAS TELLING THE CHURCH AT PHILIPPI THAT HE HAS DISCOVERED THE SECRET OF CONTENTMENT. NO MATTER THE SITUATION IN PAUL'S LIFE, HE REALIZED THAT CHRIST WAS ALL HE NEEDED, AND CHRIST WAS THE ONE WHO STRENGTHENED HIM TO PERSEVERE THROUGH DIFFICULT TIMES.

A (APPLY)

IN MY LIFE, I WILL EXPERIENCE MANY UPS AND DOWNS. MY CONTENTMENT IS NOT FOUND IN CIRCUMSTANCES. RATHER, IT IS BASED ON MY RELATIONSHIP WITH JESUS CHRIST. ONLY JESUS GIVES ME THE STRENGTH I NEED TO BE CONTENT IN EVERY CIRCUMSTANCE OF LIFE.

R (RESPOND)

LORD JESUS, PLEASE HELP ME AS I STRIVE TO BE CONTENT IN YOU. THROUGH YOUR STRENGTH, I CAN MAKE IT THROUGH ANY SITUATION I FACE.

What is a T.A.P.P. Journal?

T- Teach: What does this passage teach me?

Now, as you examine the passage, you should learn to ask questions

- What does this passage teach about God?
- What does this passage teach about mankind?
- What does this passage teach about sin and salvation?
- What does this passage teach about Jesus and the Holy Spirit?
- What does this passage teach about new life in Christ?

(Pause for a few minutes in silence just thinking about the truth of the Word)

Write one sentence that speaks clearly what the Lord has taught you in this passage.

A- Adjust: Today, how can I adjust my Life?

• The simplest way to apply what you have learned is to ask yourself, "Based on what I have read, what do I need to do, adjust or change in my own life?" Don't forget to include the Holy Spirit's guidance in answering. You now must commit to doing whatever the Holy Spirit and the scriptures are leading you to do. This is how the Word of God transforms you.

Write one thing that you will adjust in your life- "Today, I will..."

P- Pray: Pray the Passage. Respond to God's Word.

- Begin by thanking God for what He has taught you. Walk through the process of repentance if there is an area of need. Ask for grace and strength to make the necessary changes in your life. Trust the Holy Spirit to help you as you begin to walk out what you have learned.

P- People: Who needs to hear this?

- Ask God to reveal to you someone in your own life who needs to hear what you have just learned. Seek an opportunity to share with someone else what you have just been given.

"I read something this morning and I would love your opinion"

Sample T.A.P.P. Journal?

Daily Reading: Philippians 4

Date: January 10

T (Teach)

Paul was telling the church at Philippi that he has discovered the secret of contentment.

No matter the situation in Paul's life, he realized that Christ was all he needed, and Christ was the one who strengthened him to persevere through difficult times.

A (Adjust)

Today, I will choose to be content and trust Jesus' plan. I will remind myself that only Jesus gives me the strength I need to be content in every circumstance of life.

P (Pray)

Father, will you help me to realize that you have a plan for me. Whatever situation that I am in I will know that you want to use me. Will you give me strength today to trust and obey your plan. I want to be led by your Spirit.

P (People)

My coworker, Mike is struggling. This truth would be a great encouragement to him.

How Will We Do Scripture Memory?

EVERY WEEK, WE WILL HAVE A VERSE THAT WE WILL MEMORIZE.

This is a largely neglected discipline that has amazing benefit for the believer. The discipline's purpose is to store God's Word in our heart (Psalm 119:11). For this reason, we do not want to only memorize verses, but to meditate on them as we do it. Once everyone recites the verse, the group will discuss what stood out to them as they meditated on it. (NOTE: The NT260 Reading Plan in the back of this booklet include weekly verses if you decide to use.)

THE MORE ALIGNED OUR GROUP IS IN THIS DISCIPLINE, THE MORE BENEFICIAL IT WILL BE.

Whether you use the NT260 Reading Plan or choose a different plan, it is important that the group create a plan together and stick to it. It will be helpful for everyone to memorize the same passages. Though it is not required to use the same translation, it benefits everyone when we are able to work as a team to say the same verse in the same translation.

REFLECTION QUESTIONS

1. What experience do you have with Scripture Memory?
2. How could you see Scripture Memory being beneficial in your life?

THIS WEEK

After choosing the memorization plan you will use, begin with the first verse this week. Additionally, keep working through your reading plan and completing a H.E.A.R. or T.A.P.P. Journal.

Week 4

Accountability & Prayer

AS WE CONTINUE TO INTRODUCE ELEMENTS OF THE DISCIPLESHIP GROUP MEETING, TODAY WE WILL FOCUS ON ACCOUNTABILITY AND PRAYER.



Once all the elements are introduced, you will follow a simple rhythm through the four weekly disciplines.

This is a helpful reminder of how what you learn today will be implemented in the future weeks.

Elements of Discipleship Meetings



Look Back : Accountability



Look Up: Scripture Memory



Look Up: Bible Reading & Journals - H.E.A.R. or T.A.P.P.



Look Forward: Prayer

Who's Your ONE?

ONE OF THE M.A.R.C.S. OF A DISCIPLE IS MISSIONAL.

We want every believer to identify **ONE** person in their life who is far from God and intentionally pursue that person with the hope of the gospel by praying, investing, and inviting.

As a Discipleship Group, we continually encourage and hold each other accountable to be intentional with this relationship. Once you identify who this person is, we want to commit to doing three things:

PRAY

We will pray daily for these names. We will ask God to make them aware of Christ's love and their need for Him (2 Cor. 4:4; Matt. 13:15) and to give them the faith to repent and believe (Acts 20:21; Romans 10:9-10).

INVEST

We will create ways to invest weekly in these people's lives. Our hope is to build a relationship where we can share Christ's love with them (1 Cor. 9:19-23).

As we invest in someone's life, we build trust, which creates more opportunities to share the Gospel.

INVITE

As we pray and invest, we invite them to the next right thing. The ideal would be to share your faith and invite them to enter into a personal relationship with Jesus Christ. When people aren't there yet, we can invite them to belong in our community before they believe. We do this by inviting them to events like our Small Group, a church outreach event, or a Sunday morning service.

During the accountability time of our Discipleship Group each week, we will ask *"How have you been praying for and investing in your ONE this week?"*

How exciting would it be if they come to know Jesus and then joined your next Discipleship Group!

Take a moment and identify one person in your life who either doesn't have a relationship with Jesus or is disengaged with the local church. This person should be someone you see on a regular basis. Consider your family, friends, neighbors, coworkers, classmates, etc.

Once you identify this person, write their name down and share a little about this person with the group.

Accountability Questions

CORE QUESTIONS

Each week, we ask these two questions:

1. Which of your H.E.A.R. or T.A.P.P. Journals stood out the most to you this week and what are you doing about it?"

2. How have you been praying for and investing in your ONE this week?

ADDITIONAL QUESTIONS

With the additional time that you have in the group, ask your group specific questions that will allow them to share about additional parts of their life.

- Have you honored God and your spouse with your thoughts, words, and actions this week?
- How have you intentionally invested in an important relationship in your life? (Family, friends, neighbors, co-workers, etc.)
- Have you given in to any addictive behavior this past week? (alcohol, tobacco, video games, work, TV, etc.)
- Have you told any lies or half-truths this week?
- Have you damaged another person by your words, either behind his or her back or face-to-face?
- How are you making a kingdom impact?

New Testament 260

A 260-DAY BIBLE READING PLAN
FOR BUSY BELIEVERS

WEEK 1

- Luke 1
- Luke 2
- Luke 3
- Luke 4
- Luke 5

Memory Verses

- Matthew 5:1-2

WEEK 2

- Luke 6
- Luke 7
- Luke 8
- Luke 9
- Luke 10

Memory Verses

- Matthew 5:3-4

WEEK 3

- Luke 11
- Luke 12
- Luke 13
- Luke 14
- Luke 15

Memory Verses

- Matthew 5:5-6

WEEK 4

- Luke 16
- Luke 17
- Luke 18
- Luke 19
- Luke 20

Memory Verses

- Matthew 5:7-8

WEEK 5

- Luke 21
- Luke 22
- Luke 23
- Luke 24
- Acts 1

Memory Verses

- Matthew 5:9-10

WEEK 6

- Acts 2
- Acts 3
- Acts 4
- Acts 5
- Acts 6

Memory Verses

- Matthew 5:11-12

WEEK 7

- Acts 7
- Acts 8
- Acts 9
- Acts 10
- Acts 11

Memory Verses

- Matthew 5:13-14

WEEK 8

- Acts 12
- Acts 13
- Acts 14
- James 1
- James 2

Memory Verses

- Matthew 5:15-16

WEEK 9

- James 3
- James 4
- James 5
- Acts 15
- Acts 16

Memory Verses

- Matthew 5:17-18

WEEK 10

- Galatians 1
- Galatians 2
- Galatians 3
- Galatians 4
- Galatians 5

Memory Verses

- Matthew 5:19-20

WEEK 11

- Galatians 6
- Acts 17
- Acts 18
- 1 Thessalonians 1
- 1 Thessalonians 2

Memory Verses

- Matthew 5:21-22

WEEK 12

- 1 Thessalonians 3
- 1 Thessalonians 4
- 1 Thessalonians 5
- 2 Thessalonians 1
- 2 Thessalonians 2

Memory Verses

- Matthew 5:23-24

WEEK 13

- 2 Thessalonians 3
- Acts 19
- 1 Corinthians 1
- 1 Corinthians 2
- 1 Corinthians 3

Memory Verses

- Matthew 5:25-26

WEEK 14

- 1 Corinthians 4
- 1 Corinthians 5
- 1 Corinthians 6
- 1 Corinthians 7
- 1 Corinthians 8

Memory Verses

- Matthew 5:27-28

WEEK 15

- 1 Corinthians 9
- 1 Corinthians 10
- 1 Corinthians 11
- 1 Corinthians 12
- 1 Corinthians 13

Memory Verses

- Matthew 5:29-30

WEEK 16

- 1 Corinthians 14
- 1 Corinthians 15
- 1 Corinthians 16
- 2 Corinthians 1
- 2 Corinthians 2

Memory Verses

- Matthew 5:31-32

WEEK 17

- 2 Corinthians 3
- 2 Corinthians 4
- 2 Corinthians 5
- 2 Corinthians 6
- 2 Corinthians 7

Memory Verses

- Matthew 5:33-35

WEEK 18

- 2 Corinthians 8
- 2 Corinthians 9
- 2 Corinthians 10
- 2 Corinthians 11
- 2 Corinthians 12

Memory Verses

- Matthew 5:36-37

WEEK 19

- 2 Corinthians 13
- Mark 1
- Mark 2
- Mark 3
- Mark 4

Memory Verses

- Matthew 5:38-39

WEEK 20

- Mark 5
- Mark 6
- Mark 7
- Mark 8
- Mark 9

Memory Verses

- Matthew 5:40-42

WEEK 21

- Mark 10
- Mark 11
- Mark 12
- Mark 13
- Mark 14

Memory Verses

- Matthew 5:43-44

WEEK 22

- Mark 15
- Mark 16
- Romans 1
- Romans 2
- Romans 3

Memory Verses

- Matthew 5:45-46

WEEK 23

- Romans 4
- Romans 5
- Romans 6
- Romans 7
- Romans 8

Memory Verses

- Matthew 5:47-48

WEEK 24

- Romans 9
- Romans 10
- Romans 11
- Romans 12
- Romans 13

Memory Verses

- Matthew 6:1-2

WEEK 25

- Romans 14
- Romans 15
- Romans 16
- Acts 20
- Acts 21

Memory Verses

- Matthew 6:3-4

WEEK 26

- Acts 22
- Acts 23
- Acts 24
- Acts 25
- Acts 26

Memory Verses

- Matthew 6:5-6

WEEK 27

- Acts 27
- Acts 28
- Colossians 1
- Colossians 2
- Colossians 3

Memory Verses

- Matthew 6:7-8

WEEK 28

- Colossians 4
- Ephesians 1
- Ephesians 2
- Ephesians 3
- Ephesians 4

Memory Verses

- Matthew 6:9-11

WEEK 29

- Ephesians 5
- Ephesians 6
- Philippians 1
- Philippians 2
- Philippians 3

Memory Verses

- Matthew 6:12-13

WEEK 30

- Philippians 4
- Philemon
- Hebrews 1
- Hebrews 2
- Hebrews 3

Memory Verses

- Matthew 6:14-15

WEEK 31

- Hebrews 4
- Hebrews 5
- Hebrews 6
- Hebrews 7
- Hebrews 8

Memory Verses

- Matthew 6:16-18

WEEK 32

- Hebrews 9
- Hebrews 10
- Hebrews 11
- Hebrews 12
- Hebrews 13

Memory Verses

- Matthew 6:19-21

WEEK 33

- 1 Timothy 1
- 1 Timothy 2
- 1 Timothy 3
- 1 Timothy 4
- 1 Timothy 5

Memory Verses

- Matthew 6:22-24

WEEK 34

- 1 Timothy 6
- 2 Timothy 1
- 2 Timothy 2
- 2 Timothy 3
- 2 Timothy 4

Memory Verses

- Matthew 6:25-26

WEEK 35

- Titus 1
- Titus 2
- Titus 3
- 1 Peter 1
- 1 Peter 2

Memory Verses

- Matthew 6:27-28

WEEK 36

- 1 Peter 3
- 1 Peter 4
- 1 Peter 5
- 2 Peter 1
- 2 Peter 2

Memory Verses

- Matthew 6:29-30

WEEK 37

- 2 Peter 3
- John 1
- John 2
- John 3
- John 4

Memory Verses

- Matthew 6:31-32

WEEK 38

- John 5
- John 6
- John 7
- John 8
- John 9

Memory Verses

- Matthew 6:33-34

WEEK 39

- John 10
- John 11
- John 12
- John 13
- John 14

Memory Verses

- Matthew 7:1-2

WEEK 40

- John 15
- John 16
- John 17
- John 18
- John 19

Memory Verses

- Matthew 7:3-4

WEEK 41

- John 20
- John 21
- 1 John 1
- 1 John 2
- 1 John 3

Memory Verses

- Matthew 7:5-6

WEEK 42

- A1 John 4
- 1 John 5
- 2 John
- 3 John
- Jude

Memory Verses

- Matthew 7:7-8

WEEK 43

- Revelation 1
- Revelation 2
- Revelation 3
- Revelation 4
- Revelation 5

Memory Verses

- Matthew 7:9-10

WEEK 44

- Revelation 6
- Revelation 7
- Revelation 8
- Revelation 9
- Revelation 10

Memory Verses

- Matthew 7:11-12

WEEK 45

- Revelation 11
- Revelation 12
- Revelation 13
- Revelation 14
- Revelation 15

Memory Verses

- Matthew 7:13-14

WEEK 46

- Revelation 16
- Revelation 17
- Revelation 18
- Revelation 19
- Revelation 20

Memory Verses

- Matthew 7:15-16

WEEK 47

- Revelation 21
- Revelation 22
- Matthew 1
- Matthew 2
- Matthew 3

Memory Verses

- Matthew 7:17-18

WEEK 48

- Matthew 4
- Matthew 5
- Matthew 6
- Matthew 7
- Matthew 8

Memory Verses

- Matthew 7:19-20

WEEK 49

- Matthew 9
- Matthew 10
- Matthew 11
- Matthew 12
- Matthew 13

Memory Verses

- Matthew 7:21-23

WEEK 50

- Matthew 14
- Matthew 15
- Matthew 16
- Matthew 17
- Matthew 18

Memory Verses

- Matthew 7:24-25

WEEK 51

- Matthew 19
- Matthew 20
- Matthew 21
- Matthew 22
- Matthew 23

Memory Verses

- Matthew 7:26-27

WEEK 52

- Matthew 24
- Matthew 25
- Matthew 26
- Matthew 27
- Matthew 28

Memory Verses

- Matthew 7:28-29



DISCIPLESHIP GROUP MEETING RHYTHM

LOOK BACK: (25 Minutes)

Spend some time catching up. If you want, you can be more structured in this time and have each person share his or her "high" and "low" of the week.

1. ACCOUNTABILITY: Use "LOOK FORWARD" notes from last week.

- *How have you been doing in your fight for holiness? Any struggle areas?*
- *Are you loving others well? (Wife, kids, co-workers, etc.)*
- *How have you obeyed what you have been learning?*
- *How have you been praying for and investing in your **ONE** this week?*

Vision- Ask the group - *What is the vision for our D-Group?*

To be disciples who make disciples that will bless the people of this church, this city, this state, this nation and the ends of the earth.

LOOK UP: 25 Minutes

2. SCRIPTURE MEMORY: Have everyone quote the verse(s)

- *What stood out to you?*

3. BIBLE READING AND JOURNALS: Share H.E.A.R. or T.A.P. Journals,

- *Which of your Journals stood out the most to you this week?*

LOOK FORWARD: 25 minutes

- *How will you be obedient to the Holy Spirit in the next week?*
- *Who is on your heart that you can start meeting with?*
- *Who has the Holy Spirit placed on your heart with whom you should share their testimony or the Gospel?*

Practice (Never skip)

Practice what you have committed to do. For example, role- play a difficult conversation or facing a temptation.

- *Share with others. ("Can I share with you what I read recently?")*
- *Practice sharing the Gospel. (how to transition the conversation)*

4. PRAYER:

Finish the time by having each person share something specific and personal.

Pray for one another, for your "ONE," and for continued obedience to what God revealed in His Word this week.